


**Starter**

Pupil's Book

Jenny Dooley  
Bob Obee



**Express Publishing**



# iWonder

# CONTENTS

	Vocabulary	Structures
<b>Hello!</b> (pp. 4-7)	<b>Colours</b> (black, blue, green, orange, pink, purple, red, yellow) <b>Numbers</b> (1-10)	<i>Hello, I'm ... ! This is ... . What's your name? What's your favourite colour?</i>
<b>1 My School</b> (pp. 8-19)	<b>School items</b> (bin, book, clock, desk, pen, pencil, rubber, schoolbag) <b>Classroom commands</b> (close your book, listen, look, open your book, pick up your pencil, put up your hand, sit down, stand up)	<i>It's a blue clock. What's this? It's a red schoolbag.</i>
<b>2 Every Kind of Family!</b> (pp. 20-31)	<b>Family</b> (brother, daddy, grandma, grandpa, mummy, sister) <b>Adjectives</b> (angry, funny, happy, hungry, sad, thirsty)	<i>Who's this? This is my mummy, Ann. I feel happy. I'm happy. Are you sad? Yes, I am. It's a small family.</i>
<b>Wonder Tales 1 (pp. 32-33) The Giant Turnip (Value: Together we can do anything!)</b>		
<b>3 Lovely Toys!</b> (pp. 34-45)	<b>Toys</b> (ball, balloon, doll, kite, puppet, puzzle, robot, teddy bear) <b>Things in a room</b> (bed, chair, cupboard, sofa, table, TV)	<i>Is it a ball? Yes, it is. Happy Birthday, Sam! This ball is for you! Thank you, Bill. It's lovely! This is my table. It's green. The TV is on the cupboard. Where's the kite? On the bed. How many big teddy bears?</i>
<b>4 This is me!</b> (pp. 46-57)	<b>Parts of the face</b> (ears, eyes, face, hair, mouth, nose) <b>Parts of the body</b> (arms, body, feet, hands, legs) <b>Size</b> (big, long, short, small)	<i>This is me. Look! I've got yellow hair. Touch your arms! Have you got long arms? Yes, I have. He's got short hair.</i>
<b>A World of Wonder 1 (Modules 1-4) (pp. 58-59)</b>		
<b>5 Eat the rainbow!</b> (pp. 60-71)	<b>Food</b> (apples, bananas, cake, carrots, cola, eggs, grapes, ice cream, juice, melons, milk, oranges, pears, peppers, pizza, plums, toast, tomatoes)	<i>I like/don't like apples. Do you like juice? Yes, I do. I'm hungry! Can I have some pizza, please? Sandwiches and apples are healthy.</i>
<b>6 All About the Farm</b> (pp. 72-83)	<b>Farm animals</b> (bird, chicken, cow, dog, duck, goat, horse, sheep) <b>Actions</b> (climb, fly, jump, run, swim, walk)	<i>I've got a horse on my farm. A chicken can run. A chicken can't climb. Can a duck swim? I've got four legs. I can run.</i>
<b>Wonder Tales 2 (pp. 84-85) The Dog and the Bone (Value: Don't be greedy!)</b>		
<b>7 On the Move!</b> (pp. 86-97)	<b>Means of transport</b> (bike, boat, bus, car, plane, scooter, tractor, train) <b>Jobs</b> (bus driver, farmer, pilot, police officer, postman, sailor)	<i>Let's go by bus! I'm a pilot. I can fly a plane.</i>
<b>8 Fun Time</b> (pp. 98-109)	<b>Clothes</b> (coat, dress, hat, sandals, shoes, shorts, trousers, T-shirt) <b>At the playground</b> (climbing frame, roundabout, seesaw, slide, swing, trampoline)	<i>I'm wearing my dress. Can I play with you? Yes! Let's slide on the slide! She's wearing a hat with a ball on it.</i>
<b>A World of Wonder 2 (Modules 5-8) (pp. 110-111)</b>		
<b>ROLO Comes to Earth! (p. 112)</b>		





Thinking Skills	Project	CLIL	Sounds and Words (Phonics)
Interpreting visual information	—	—	—
Identifying visual information Sequencing Creative thinking	A Schoolbag Full of Colours! <b>(Art)</b>	Let's Move! <b>(PE)</b>	<ul style="list-style-type: none"> <li>• bin, bat</li> <li>• pen, pin</li> <li>• egg, elephant</li> </ul>
Interpreting visual information Paying attention to visual details Self-reflection Creative thinking Categorisation	My Family Tree <b>(Social Science)</b>	Baby Animals and their Parents <b>(Science)</b>	<ul style="list-style-type: none"> <li>• happy, hippo</li> <li>• sad, seal</li> <li>• angry, ant</li> </ul>
Interpreting visual information Recalling information Self-reflection Paying attention to visual details Creative thinking Categorisation Sequencing	My Favourite Toys, Old and New! <b>(History)</b>	Big and Small! <b>(Maths)</b>	<ul style="list-style-type: none"> <li>• kite, kitten</li> <li>• doll, drum</li> <li>• in, igloo</li> </ul>
Remembering details Creating symmetrical pictures Comparing visual details Creative thinking Applying world knowledge	My Funny Face <b>(Art and Design)</b>	Let's Wash Our Hands <b>(Social Science)</b>	<ul style="list-style-type: none"> <li>• feet, fish</li> <li>• mouth, mouse</li> <li>• orange, octopus</li> </ul>
Self-reflection Remembering details from the story Creative thinking Making connections Applying world knowledge	My Breakfast <b>(Design and Technology)</b>	Healthy – Not Healthy Food! <b>(Design and Technology)</b>	<ul style="list-style-type: none"> <li>• carrot, cola</li> <li>• juice, jam</li> <li>• yellow, yogurt</li> </ul>
Applying world knowledge Remembering details from the story Creative thinking	My Favourite Farm Animal! <b>(Science)</b>	The Life Cycle of a Chicken <b>(Science)</b>	<ul style="list-style-type: none"> <li>• walk, whale</li> <li>• run, rabbit</li> <li>• goat, give</li> </ul>
Applying world knowledge Paying attention to visual details Interpreting visual information Creative thinking	Wheels! <b>(Geography)</b>	School Bus Safety Rules <b>(Social Science)</b>	<ul style="list-style-type: none"> <li>• under, umbrella</li> <li>• van, vase</li> <li>• train, tree</li> <li>• lemon, lorry</li> </ul>
Applying world knowledge Recalling information Creative thinking Paying attention to visual details	My Favourite T-shirt <b>(Art and Design)</b>	Clothes Patterns <b>(Maths)</b>	<ul style="list-style-type: none"> <li>• queen, quilt</li> <li>• nine, nest</li> <li>• ox, box</li> <li>• zebra, zip</li> </ul>



**Project/Poster presentation**



**Cross-curricular links**




**Formative evaluation**

# 1 My School



1 **Time to WONDER** Look at the picture. Point to the colours and say.  
Is your school **full of colours**?

2  Listen, point and repeat.



• Colour. Say.




**CRAFTWORK**

3  Make. Chant!



1  Listen and look.

# Super School





2



Think

Match. Colour.

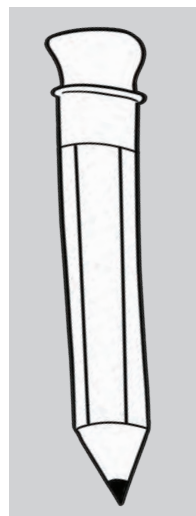

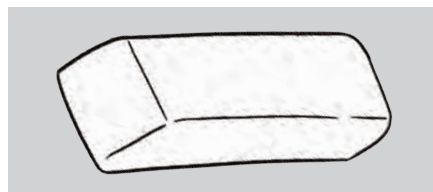
1



2




3



1  Listen, point and repeat.



2  Help **ROLO** go to school. Listen and draw a line.



 **Game**  Play the **ROLO** says game!





3



Listen and number.

1



Sing the Listen to Miss Bell song and do!



1 What's next? Colour. Talk with your friend.

1					
2					
3					
4					






2 Let's play!



# A SCHOOLBAG full of

# COLOURS!

by Emily



3  Listen and colour.

4  **SHOW and Tell**  **Think** Make your own *A Schoolbag full of Colours!* project. Present it to the class.

# CLIL PE

1  Listen, point and repeat.



2  Play the **Movement** game!

3 Follow your teacher and do!





4    Sing the *Hokey Cokey* song and do!




**HOKEY  
COKEY**



**1** Listen, point and repeat.







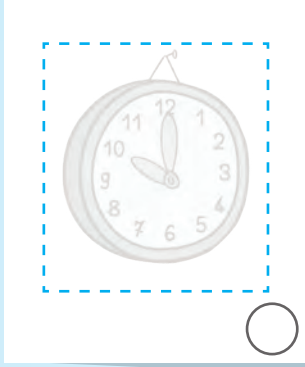
**2** Listen and choose. Colour.



**3** Chant!

**iWonder Starter EXTRA RESOURCES**


1 Find the **STICKERS!** Point and say.



My Progress Report

Colour.



2  Listen and tick (✓).

